



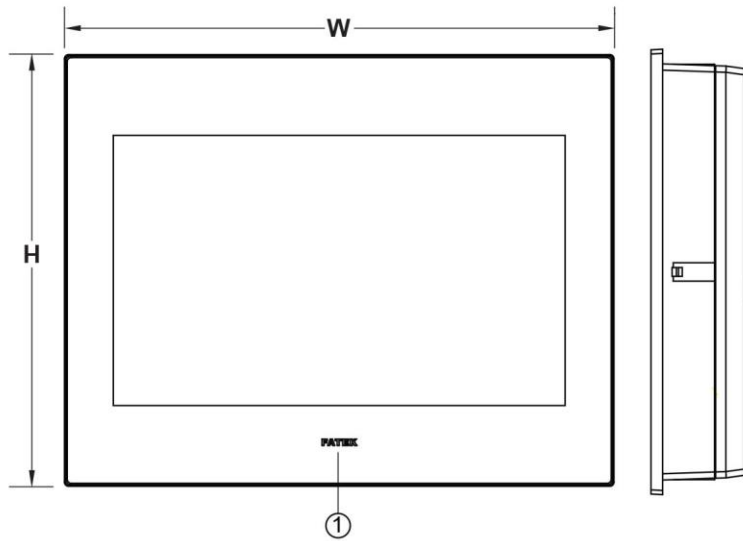
P2102NK

HMI with 10.2" TFT LCD display

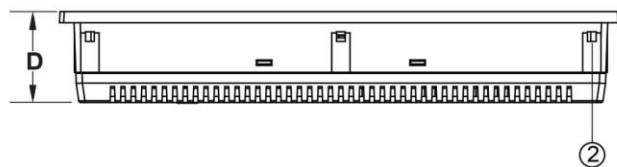
- ◇ Cortex 600 MHz Processor
- ◇ Built-in PLC Expansion function
- ◇ Wide Power Input Range
- ◇ PCB coating for Stability in Harsh Environment
- ◇ Fan-less Design for Cooling Method
- ◇ High Noise Immunity Design for Industrial Application

Display	Panel Size	10.2" TFT (16:9)	I/O Port	Serial 1 (DB-9)	RS-232 (2W) RS-422/485 (4W)
	Panel Resolution	800 X 480		Serial 2 (Terminal Blocks)	-
	Brightness	350 (cd/m ²)		RS-422/485 Isolation	-
	Contrast Ratio	300		Ethernet	10M / 100M
	Backlight Type	LED		USB HOST	USB2.0 * 1
	Backlight Life Time	20,000 Hrs.		USB Device	USB2.0 * 1(Mini-USB)
	Colors	16.7M		Micro-SD Slot	-
	LCD Viewing Angle	45/65/65/65 (T/B/L/R)		Audio Output	-
Touch	Type	4-wire Resistive Type	I/O Extension	Video Input	-
	Accuracy	X axis ±2%; Y axis ±2%		Termination Switch	-
Memory	Flash	128M	Dimension / Weight	PLC Extension	Yes
	RAM	128M		Dimensions W x H x D	271.5*213.5*44.6 (mm)
System	CPU	32 bit RISC Cortex 600MHz		Cut-out	259.5*201.5 (mm)
Power	Power Input Range	10.5 ~ 28VDC	RTC	Weight	1300 (g)
	Isolation Resistance	Exceed 50MΩ at 500VDC		Yes	
	Power Consumption	8.0W (@24VDC)	Software	FvDesigner V1.5.21 or later versions	
Environment	Protection Structure	Front panel : IP65 / Rear Case : IP20			
	PCB Coating	Yes			
	Operating Temp	0~50°C			
	Storage Temp	-20 ~ 60°C			
	Relative Humidity	10%~90% (40°C Non-condensing)			
	Withstand Voltage	500VAC/20mA/1 Min. (between charger & FG terminals)			
	Vibration Endurance	5 to 9Hz Half-amplitude: 3.5mm ; 9 to 150 Hz Constant acceleration: 19.6m/s ² (2G) ; 3 directions of X, Y, Z: 10times (IEC61131-2 complaints)			
Certification	CE				

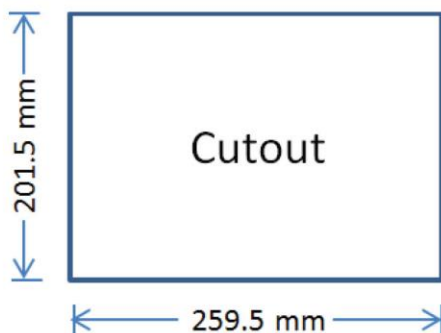
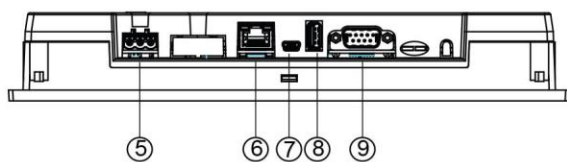
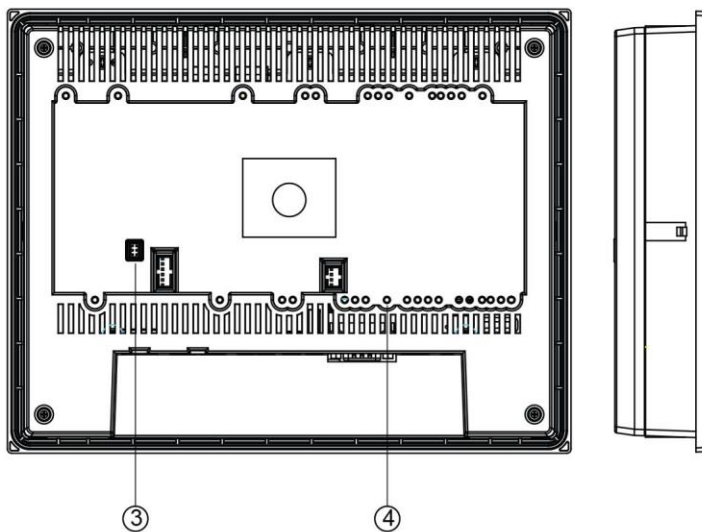
◆ **Dimensions Drawing – P2102NK**



W	271.5 mm
H	213.5 mm
D	44.6 mm



①	Power Indicator Light
②	Mounting Hole
③	HB1 PLC Connector
④	HB1 PLC Screw Hole
⑤	Power Connector
⑥	Ethernet RJ45 Connector
⑦	Mini USB Connector
⑧	USB Connector
⑨	COM1/COM2 DB-9 Male Connector



DB-9 Male Connector			
PIN#	COM1 [RS-232]	COM2 [RS-422]	COM2 [RS-485]
1	NC ^{*1}	TX+	DATA+
2	RX	NC	NC
3	TX	NC	NC
4	NC	RX+	NC
5	GND	GND	GND
6	NC	TX-	DATA-
7	RTS	NC	NC
8	CTS	NC	NC
9	NC	RX-	NC

*1 NC: No Connection